

FORSHAW

FIREPLACE MANTELS



FORSHAW

The Forshaw tradition...

Since 1871 the Forshaw name has stood for exceptional quality and value. Experienced craftsmen employ only the finest materials in producing a finished product that is not only beautiful, but durable as well. From the rich oak and attractive poplar mantels, to imported marble and slate surrounds and hearths, Forshaw guarantees your complete satisfaction. Craftsmanship, quality and pride.



Custom Order Options

All mantels & surrounds by Forshaw are available in MDF and Poplar for priming and painting, or in unfinished Oak, Cherry or Maple.

FORSHAW

The Estate Series

HANOVER

Unpretentious in its simplicity,
classic in design.

Shown here in Cherry
with Fruitwood finish and
Giallo Veneziano Granite.



BILTMORE

Features a unique crown molding
with equally impressive large legs

Shown here in Painted White with
Crema Marfil Marble.

FORSHAW

The Estate Series



LYNCHBURG

With its stately shelf and elaborate molding, this mantle adds a classic cottage look to any fireplace

Shown here in Painted White with Marron Braun Marble.



WILMINGTON

With its bold and straight lines this mantle offers a classic contemporary look.

Shown here in Cherry with Fruitwood finish with Green Marble.



LEWISBURG

With its clean and bold lines, this mantle compliments any fireplace.

Shown here in Painted White with Crema Marfil Marble.

ARCHED ARLINGTON

Simple elegance adds to the character of any fireplace.

Shown here in Maple Clearcoat with Creama Marfil Marble.



ARLINGTON

Offering simple elegance with clean bold lines.

Shown here in Cherry with Fruitwood finish and Green Granite

FRANKLIN
Offering simple elegance and understated styling.

Shown here in Cherry with Cordovan finish and Golden Wave Granite.





ARCHED WESLEY

Unpretentious in its simplicity,
classic in design.

Shown here in Maple with
Whitewash finish and Giallo
Veneziano Granite.

WESLEY
Features a larger scale with its unique
crown moulding and equally impressive
large scale fluting on the legs

Shown here in Painted White with
Emperador Dark Granite.



BRIDGEWATER

Offers massive appearance that
works here in an informal family
room setting.

Shown here in Oak with Fruitwood
finish and Black Granite.

DELAWARE

Combines two massive trims to create a look you will not find anywhere else.

The face moulding is specifically designed to compliment its unique crown moulding.

Shown here in Cherry with Cordovan finish and Green Marble.



WASHINGTON

Offers our largest crown and massive leg design with uniquely designed recessed panels. Each panel is trimmed by a special moulding that comes out over the panel outline for extra definition.

Shown in Cherry Mahogany Crema and Marfil Marble.

GEORGETOWN

The epitome of understated sophistication that will lend a flair to any room.

Shown here in Painted White with Green Marble.



LEXINGTON

Features our unique estate crown moulding, dual cut edge shelf and double leg moulding. The Lexington provides a warm and inviting finish to your home.

Shown here in Cherry with Cordovan finish.



ARCHED WILSON

Is the classic statement of elegance with its clean lines, rounded leg columns and double step-back legs.

Shown here in Cherry with Clearcoat finish and Crema Marfil Marble.



WILSON

Is the classic statement of elegance with its clean lines, rounded leg columns and double step-back legs.

Shown here in Painted White with Crema Marfil Marble.



BAINBRIDGE


Is a sleek contemporary surround which adds a stunning finish to any fireplace.

Shown here in Painted White with Crema Marfil Marble.

SHELVES

CLARKSBURG

Starts with heavy, beautifully edged top and bottom shelves and combines them with our largest crown moulding for a spectacular look. Shown in Oak with Fruitwood finish.



CLARKSBURG

With dentil. Shown in Oak with Cordovan finish.




CHESTERFIELD

With its unique horizontal moulding breaks. Shown in Painted Poplar.



ESSEX

Giving a grand traditional appearance with or without dentil. Shown in Oak with Fruitwood finish.



OXFORD

An elegant shelf available with or without dentil. Shown in Painted Poplar.



FORSHAW

The Heritage Series

THE NEWPORT

Fluted columns and center appliqué create an elegant style for any room.

Shown here in Oak with Cordovan finish and Crema Marfil Marble.



THE ARCHED NEWPORT

Shown here in Painted White with Black Granite and optional hearth base.

THE NEWPORT CORNER

Mantel is a space saver for any room.

Shown here in Oak with Clearcoat finish.





THE ARCHED CHESTERTOWN

A contemporary mantel with fluted columns offers an aura of grace and style to any fireplace.

Shown here in Painted White with Grey Granite.



THE CHESTERTOWN CABINET

Shown here in Maple with Clearcoat finish and Emperador Dark Granite.



THE LAWSBURG

Is a larger version of our popular Kensington. The larger crown moulding and wider legs are a perfect fit for today's larger fireplaces.

Shown here Painted White and Black Granite.



THE MONTICELLO

From the estates of Virginia mansions, this is one of our most popular mantels.

Shown here in Maple with Clearcoat finish and Giallo Veneziano Granite.

THE ARCHED MONTICELLO

Shown here in Painted White with Santa Cecilia Granite.



THE KENSINGTON

Has a unique clean design that showcases the Cherry grain.

Shown here in Cordovan with Cherry finish and Green Marble.



THE ARCHED KENSINGTON
Shown here in Painted White with Crema
Marfil Marble.

THE WINDSOR

Is ready to accept the finish color of your choice. The Windsor will flatter any room in your home.

Shown here in Cherry with Cordovan finish and Green Marble.



The Litchfield

Provides an aesthetically pleasing treatment to any fireplace.

Shown here in Painted White and Green Marble.

THE MOUNT VERNON

Mantel represents traditional elegance at its best.

Shown here in Painted White and Magma Black Granite.



THE MENDHAM

Center and leg applique's give this mantel a classic style that will add flair to any fireplace.

Shown here in Painted White and Black Granite.



THE CAMBRIDGE

Offers an exciting design with truly rare detailing. Its crown molding and unique chair rail style trim combine to create architectural beauty.

Shown here in Oak with Cordovan finish and White Carrara Marble.

THE RICHMOND

Offers a simple yet graceful approach to mantel design.

Shown here in Painted White and Rojo Alicante Marble.





THE ADDISON SHELF

will add a natural finish to your fireplace. Shown here in Oak with Fruitwood finish.



THE HAMILTON SHELF

with routed edges and crown molding provides a classic elegance. Shown here in Oak with custom Walnut finish.



THE HAMILTON WITH DENTAL SHELF

provides a flexible option to elegantly cap brick. Shown here in Oak with Fruitwood finish.

THE UNIVERSAL SURROUND

Provides a finishing touch to any fireplace.

Shown with Green Granite, and optional Hamilton shelf with dental.



FORSHAW

13200 Exchange Corporate Exchange Drive St. Louis, MO 63044

(800) 367-7429 -314-874-4300 – Fax 314-874-4339

www.forshawmantels.com

CUSTOM MANTEL ORDER FORM & SPECIFICATIONS
(FULL SURROUND MANTELS)

DEALER _____ CUSTOMER _____ PO# _____

ADDRESS _____ PHONE # _____

STYLE _____ MDF POPLAR OAK CHERRY MAPLE

PAINT/STAIN _____

(W) FINISHED INSIDE WIDTH _____

SUBTRACT 2" FORM WIDTH OF FACING WHEN MANTEL SURROUNDS A BRICK FRONT & 1" FROM THE WIDTH OF FACING WHEN MANTEL SURROUNDS TILE, SLATE, OR MARBLE TYPE FACINGS

(H) FINSHED INSIDE HEIGHT _____

MEASURE FROM FLOOR UNLESS LEGS WILL REST COMPLETELY ON HEARTH SURFACE, THEN SUBTRACT 1" FOR BRICK OR 1/2" FOR MARBLE SURROUNDS USE THE LARGEST OF SEVERAL MEASUREMENTS ON EACH SIDE AND TOP FROM FRONT OF FACING TO WALL & ADD 1/2

(R) DEPTH OF RETURN _____

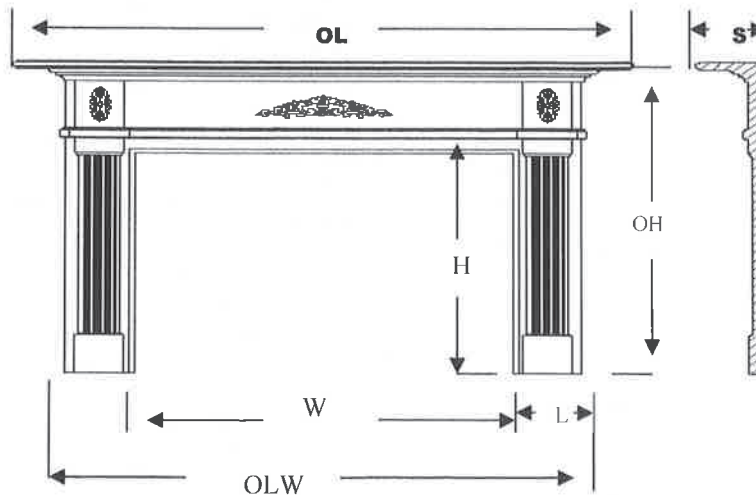
PLEASE PAY ATTENTION TO THE FOLLOWING MEASUREMENTS WHENEVER THERE ARE STRUCTURAL FEATURES AROUND THE FACING OF THE FIREPLACE SUCH AS WINDOWS, LIGHT SWITCHES, DOORS AND RAISED HEARTHES. PLEASE SHOW N/A IF NOT APPLICABLE.

CANNOT EXCEED -OR- MUST BE

(OL) OVERALL SHELF LENGTH → _____

(OH) OVERALL HEIGHT OF SHELF TO FLOOR → _____


(OLW) OUTSIDE LEG WIDTH → _____



COMMENTS: _____

Mantels & Shelves in Primed White

All Mantels Available in 36" or 42"





NEWPORT II



LAWNSBURG



MT. VERNON



FRANKLIN




WINDSOR



LITCHFIELD II

Shelves



SMITHTOWN




SMITHTOWN with CORBELS



SYLMAR



ADAMS



HAMILTON



CONNER

FORSHAW

13200 Corporate Exchange Dr. • St. Louis, MO 63044-3719
 (314) 874-4300 • 800-FORSHAW (367-7429)
 Fax (314) 874-4339 • Fax 800-845-2689

Quality Since 1871

www.forshaws.com

SIMPLICITY SERIES MANTELS SPECIFICATIONS

	<u>OL</u>	<u>OH</u>	<u>H</u>	<u>W</u>	<u>S</u>	<u>L</u>
KENSINGTON 36"	64	55.25	42	47	7	5.5
KENSINGTON 42"	70	55.25	42	53	7	5.5
NEWPORT 36"	69	58.25	42	47	6.4375	7.4375
NEWPORT 42"	75	58.25	42	53	6.4375	7.4375
LITCHFIELD II 36"	67	55.25	42	47	7.5	5.5
LITCHFIELD II 42"	73	55.25	42	53	7.5	5.5
WINDSOR 36"	65	55.25	42	47	7.25	5.5
WINDSOR 42"	71	55.25	42	53	7.25	5.5
MT. VERNON 36"	69	55.25	42	47	7.25	6.5
MT. VERNON 42"	75	55.25	42	53	7.25	6.5
FRANKLIN 36"	76.25	53.75	42	47	7.875	8.75
FRANKLIN 42"	82.25	53.75	42	53	7.875	8.75

SHELVES

	<u>OL</u>	<u>S</u>	<u>OH</u>
HAMILTON	60	8.5	3.625
ADAMS	60	8.5	4.625
CONNOR	68	10	7

FORSHAW

Reclaimed Wood Mantels



I have already lived one life as an integral part of the heartland of America. Please treasure my unique character and beauty marks, and remember they have been decades in the making!

Sincerely, your New Mantel



Reclaimed Wood Mantels



I have a past and
I am one of a kind!

FORSHAW

Reclaimed Wood Mantels

<u>Part Number</u>	<u>Style</u>	<u>Description</u>
TTL-#1	Strawsburg	4"W x 11" Deep x 72"OL Rectangle Timber Beam (shelf price includes Corbels)



TTL-#6	Lancaster	6"W x 6" Deep x 72"OL Square Timber Beam
--------	-----------	--



Please Note the Following:

- No shelf is the same. Wood, color, and texture will vary.
- Each shelf will have cracks and splits that add greatly to the character of the shelf.
- Mounting will be as follows-
 - Strawsburg will be routed out for a mounting board of 1x3
 - Lancaster will be routed out for a mounting board of 2x4


Teak Mantels



Mahogany Finish

FFF-MAH/MANTEL/5CF - 5 Foot

FFF-MAH/MANTEL/6CF - 6 Foot



Natural Fine Sanded Mahogany Finish

FFF-MAH/MANTEL/5NFS - 5 Foot

FFF-MAH/MANTEL/6NFS - 6 Foot



Unfinished Teak

FFF-TEAK/MANTEL/5NR - 5 Foot

FFF-TEAK/MANTEL/6NR - 6 Foot



Natural Fine Sanded Teak

FFF-TEAK/MANTEL/5SM - 5 Foot

FFF-TEAK/MANTEL/6SM - 6 Foot

60" Long X 5.5" High X 10" Deep - 5 foot

72" Long X 5.5" High X 10" Deep - 6 foot

Master Pack: 1

Mounting board and hardware NOT included

Shipping Dimensions 65" X 15" X 10" 27 lbs. - 5 foot

77" X 15" X 10" 35 lbs. - 6 foot